




**5**  
**YEARS**  
**WARRANTY**




på alle elektriske / mekaniske enheder



















på alle reservedele

**5 års garanti**

# Mini Splits



## 09/12K Btu/h

-  Energy Class
-  Wi-Fi Standard
-  Ionizer
-  Triple Action Filter
-  Sterilization HEPA Filter
-  Powerful Self-Cleaning
-  ECO mode
-  Ultra Silence Mode
-  Maximum Air Flow at 10m
-  Follow Me
-  4 Way Air Flow
-  8°C Heating
-  Excellent Heating Performance at -30°C
-  Heating Zone in Compressor & Outdoor Unit
-  Light Detector
-  Golden Fin

Model			K1VI32-09WiFi/ K1VO32-09	K1VI32-12WiFi/ K1VO32-12
Cooling Capacity (Btu/h)			9.000 (3.408-14.189)	12.000 (3.519-16.432)
Cooling Capacity (kWatt)			2.63 (0.99-4.16)	3.51 (1.03-4.82)
Heating Capacity (Btu/h)			14.000 (2.569-23.884)	14500(2569-24566)
Heating Capacity (kWatt)			4.10 (0.75-7.00)	4.24 (0.75-7.20)
Seasonal Efficiency (In accordance to EN14825)	Cooling (MIDDLE Zone)	Pdesign (kW)	2.6	3.5
		Energy Class	A+++	A+++
		SEER	9.2	9.0
		Annual Power Consumption (kWh/year)	136	136
	Heating	Pdesign (kW)	2.4	2.4
		Energy Class	A+++	A+++
		SCOP	5.3	5.3
		Annual Power Consumption (kWh/year)	634	634
	Heating (Warm Zone)	Pdesign (kW)	3.0	3.1
		Energy Class	A+++	A+++
		SCOP	6.3	6.0
		Annual Power Consumption (kWh/year)	723	723
Voltage / Frequency / Phase (V/Hz/Ph)			220-240/50/1	220-240/50/1
Current Input (A)	Cooling		2.1 (0.4-8.5)	3.3 (0.4-8.5)
	Heating		3.60 (0.45-8.50)	4.10 (0.45-11.40)
Power Input (W)	Cooling		483 (87-1.955)	750 (102-1.955)
	Heating		834 (104-1.955)	943 (104-2.625)
Air Flow Volume (m <sup>3</sup> /h) (Max./Hi/Med/Low)			565/430/285/220	590/450/310/230
Sound Power Level (dB(A))	Indoor unit (Silent/Low/Medium/High)		20/26/33/45	21/31/37/45
	Outdoor unit		57	57
Sound Power Level (dB(A))	Indoor unit		58	59
	Outdoor unit		59	61
Compressor Type			ROTARY	ROTARY
Liquid line   Gas line			1/4"   3/8"	1/4"   3/8"
Power Supply Wire Outdoor (No x mm <sup>2</sup> ) / Fuses (A)			3x1.5 / 10	3x1.5 / 10
Signal Wires (No x mm <sup>2</sup> )			5x1.5	5x1.5
Dimensions WxDxH (mm)	Indoor unit		895x248x298	895x248x298
	Outdoor unit		800x333x554	800x333x554
Net Weight (kg) Indoor / Outdoor			13 / 36.4	13 / 36.4
Refrigerant / Charge (kg)			R32 / 0.87	R32 / 0.87
Outdoor Operation Temperature Range (°C)	Cooling		-25~50	-25~50
	Heating		-30~30	-30~30



AC Temperature Range (°C)



## sensor der følger dig

Opret den atmosfære, du ønsker, justering af luftstrømmen i dit klimaanlæg, så det er rettet mod eller imod din position og nyd upåklagelige betingelser for komfort.

# KING



*Since 1966\**

INVENTORDANMARK APS  
PLANTAGEVEJ 35  
8250 EGÅ

[WWW.INVENTORDANMARK.DK](http://WWW.INVENTORDANMARK.DK)